

Head umpire education

1. Tasks of match- and head umpires
2. Rules of Crossminton
3. Check lists for umpires and organiser
4. Tournament report & scoresheet
5. Licence system
6. Equipment for head umpires
7. Realising on court

Tasks of a Head umpire

1. Head umpire

Regulations of tournament (Adherence of rules & regulations of the ICO respectively of the national federation)

-> ***The holy bible of umpires***

- Important: The head umpire is responsible for the observation all official ICO regulations. Differences have to send forward to the ICO.
- The tournament report is also important to get points for the head umpire ranking.

2. Match umpire

Greetings speech, Choice, protocol, judging, line judging, score board, speederkids, rules, much more..

The „HOLY BIBLE“

1. Crossminton rules
2. Regulation of tournament
3. Umpire function
4. Tournament report (including standards)
5. Check list for organisers
6. Check list for head umpires

Download all pdfs from
www.crossminton.org -> downloads

Understanding rules

1.7.1.2... By a yellow card shown to the party being once already warned which means the party lose one point. Two serious warnings (red card) of a party mean a continuous offense causing the loss of a set or disqualification pronounced by the head umpire.

→ To lose the point means one point goes to the oponent!

Understanding rules

Warming up time = maximum 5 minutes, not longer!


Please announce this (and additional important information about rules) a few times during the tournament.

Understanding rules

Situation = In the moment of the hitting point of player 1 or 2


Red = Attack player

Green = Service player



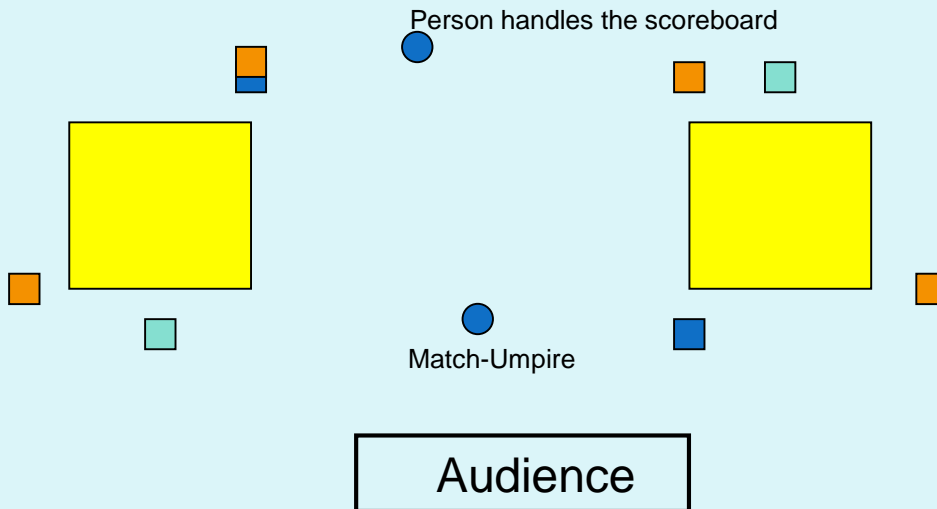
Umpire Signs

- Release of service:
- Overstep
the service line = position fault



Positions of referees

Position of umpires/referees



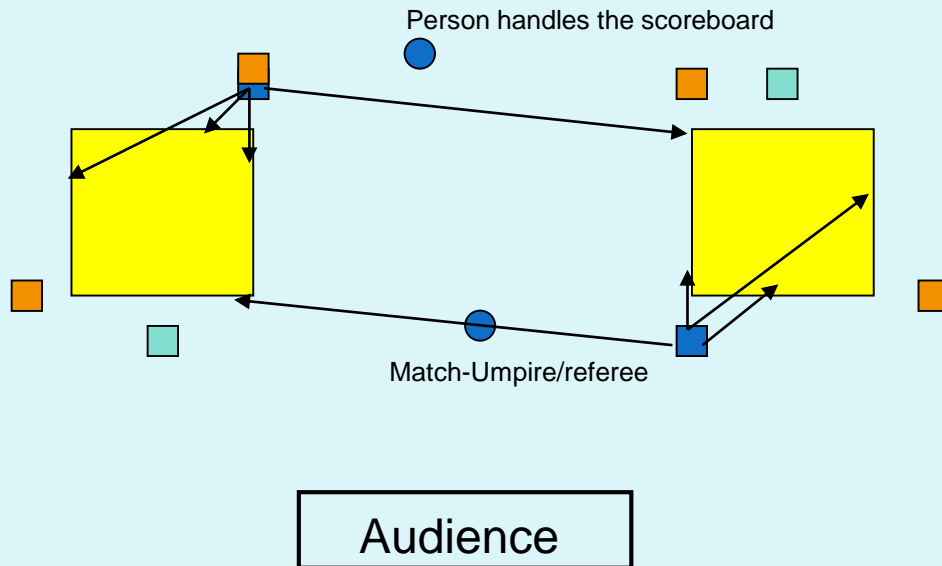
Circle: Match-Umpire, person for scoreboard

Square-light blue: Line-referees (on hand 2)

Square-blue : Line-referees (on hand 4)

Square-green: Speeder® Kids

Positions of referees



Notice: Every Umpire (for example: line-umpire) has to signal the offence, although he is not the main responsibility for the line. In case of uncertainty: Crosses the arms before the chest. .

Positions of referees

Introduction of referees for final games
and position of referees:

VIDEO – START 2:30

Protocols

PDF:

- Tournament mode
- Score sheets -> How to use!

Download all pdfs from
www.crossminton.org -> downloads

Licence system

- Collecting points to get extensions of validity
 - Lead 3 tournaments and get a license
 - Licensed umpires are allowed to observe 1000pt tournaments
 - In countries we don't have referees we a lower professional – so far they get special authorizations
 - In future we try to involve a money system
- > Umpires a very important for our sport!

HU Equipment



- Stop watch + watch
- Coin for the choice
- Wear
- Clipboard + pens
- Rules and regulations
- Match umpire cards
- Pent with pockets
- Certificate / License
- Score sheet
- Tournament report
- Note pad
- If applicable signaler to interrupt the game

Questionnaire - talk

What is the maximum time between the points?

-> What is a delay of the match?

-> In discretion of the head umpire.

Who decide the symbol of the choice

-> the head umpire.

Situation: 15:15 -> The winner of the last point celebrates himself as match winner, although he hasn't won already. -> What is the right decision?

Right answer:

Show the next warning level, also that means disqualification.

APPEAL

Refer to the regulations in case of trouble!

Now it's time for the – Rules check TEST! -> QUESTIONNAIRE!

Download all pdfs from
www.crossminton.org -> downloads